

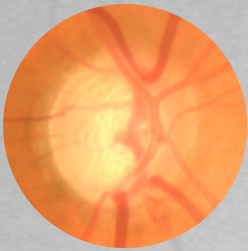
2021 WEBINAR PROGRAM



Centre for Eye Health

FEBRUARY

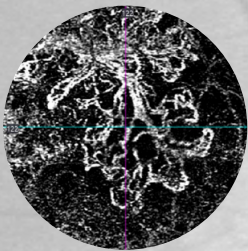
Tuesday 9th 6:30pm AEDT

**AN UPDATE ON EVIDENCE-BASED PRACTICE FOR GLAUCOMA***Dr Jack Phu and Janelle Tong*

This webinar presentation provides an update of the most recent glaucoma research and looks at the clinical implications of these findings and how they may be applied to every day optometric practice.

MARCH

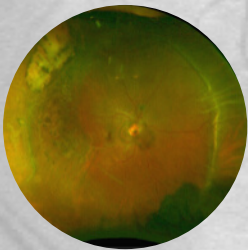
Tuesday 9th 6:30pm AEDT

**OCT ANGIOGRAPHY MASTERCLASS***Dr Angelica Ly and Paula Katalinic*

OCT Angiography (OCTA) allows us to visualise many retinal vascular changes previously only visible with invasive fluorescein angiography. This lecture will look at changes to both the inner and outer retinal vasculature, giving viewers greater insight into numerous disease processes.

APRIL

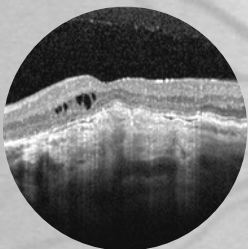
Tuesday 13th 6:30pm AEST

**VITREORETINAL SURGERY***A/Prof Adrian Fung*

This lecture will discuss the different types of vitreoretinal surgery in the context of what we, as optometrists, need to look for when following up these patients. Typical, atypical and concerning clinical findings will be discussed.

MAY

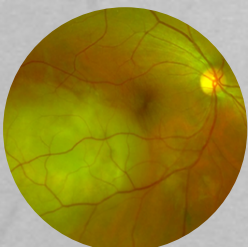
Tuesday 11th 6:00pm and 7:30pm AEST

**INTERACTIVE WORKSHOPS****CFEH Clinicians*

This month we focus on interactive education with the presentation of 2 online workshops. Working in small groups, participants will be presented with a series of cases specially selected to help develop an in-depth understanding of the disease processes at play.

JUNE

Tuesday 8th 6:30pm AEST

**TUMOURS OF THE POSTERIOR EYE***A/Prof Michele Madigan and Henrietta Wang*

Tumours of the posterior eye may be benign, malignant or a sign of other systemic conditions. During the webinar, a range of ocular tumours, their clinical presentation and any underlying associations will be discussed.

JULY

Tuesday 13th 6:30pm AEST



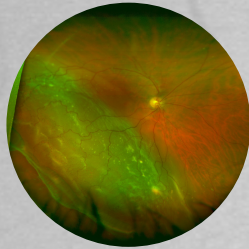
THE CASE OF THE MYSTERIOUS RETINA: A DIAGNOSTIC DETECTIVE STORY

Pauline Xu

This webinar places you in the middle of the action as you help unravel the clinical clues to reach a final diagnosis and solve the case. An event not to be missed!

AUGUST

Tuesday 10th 6:30pm AEST



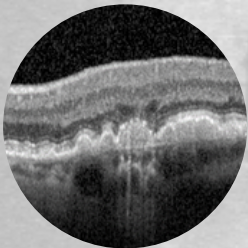
AN EVIDENCE-BASED LOOK AT THE MANAGEMENT OF PERIPHERAL RETINAL BREAKS

Dr Warren Apel

What has changed in our understanding of peripheral retinal breaks? You might be surprised by the evolution of the literature around this topic, and by the real impact it will have on the way you manage these lesions in your practice.

SEPTEMBER

Tuesday 14th 6:30pm AEST



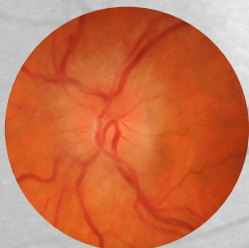
THE GREAT AMD DEBATE*

Meri Galoyan and Sophia Zhang

This special 90 minute interactive event will take the form of a debate, with two of CFEH's experienced clinicians examining the evidence for and against a series of equivocal topics relating to AMD. The winner of each debate topic will be selected by you - the audience.

OCTOBER

Tuesday 12th 6:30pm AEDT



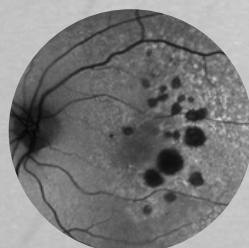
DISC ELEVATION

Dr Parth Shah and Michael Yapp

What information can multi-modal imaging give us about potentially elevated discs? How do we as optometrists manage suspected disc elevation? What additional testing might be requested by an ophthalmologist to confirm a diagnosis? All these questions and more will be answered by this webinar.

NOVEMBER

Tuesday 9th 6:30pm - AEDT



MEMORABLE CASES OF 2021*

The CFEH clinical team

In a special 90 minute event, the CFEH clinical staff will present to you some of the more memorable cases of the year. This interactive event will test your image interpretation and diagnostic skills as you work in small clinical "teams" to unravel the cases that challenged and inspired our team in 2021.

*Denotes an interactive event